

CREATE YOUR OWN NATURAL STONE MASTERPIECE

MASTER MARBLE L.L.C.

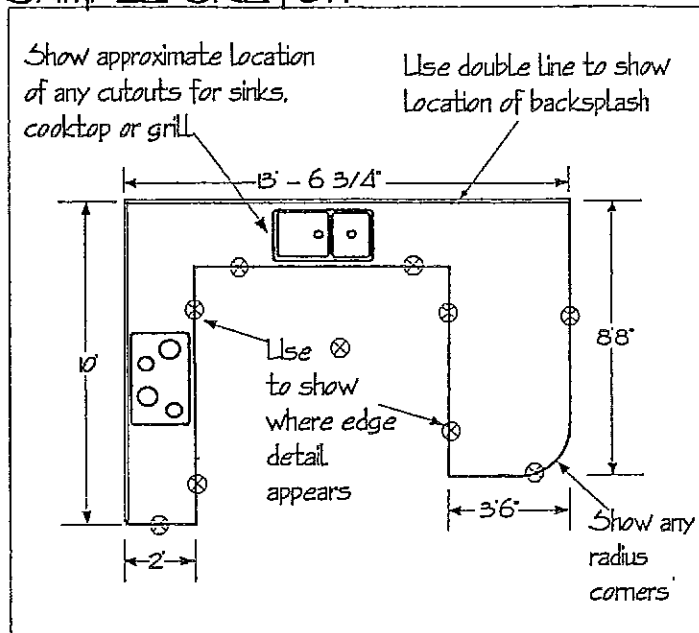
1705 W. UNIVERSITY #107
TEMPE, AZ 85281

Phone: (480) 921-3766 Fax (602) 267-0391

WWW.MasterMarble.com

LIC. #101162 -Comm L-05 Lic. #101154 Res. C-05

SAMPLE SKETCH

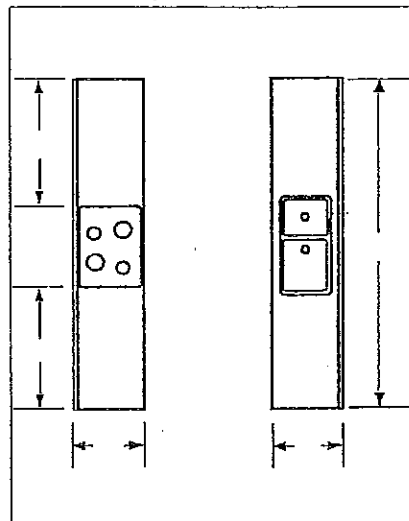
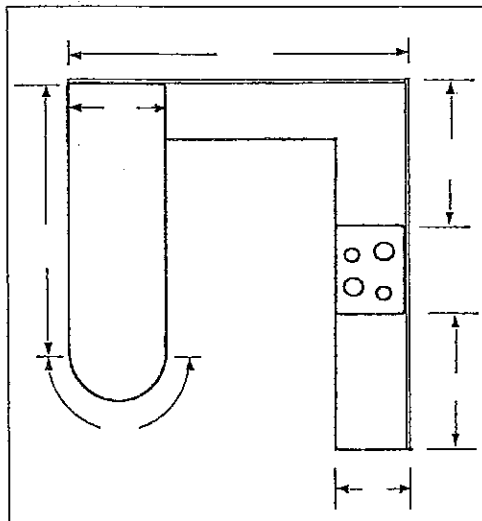
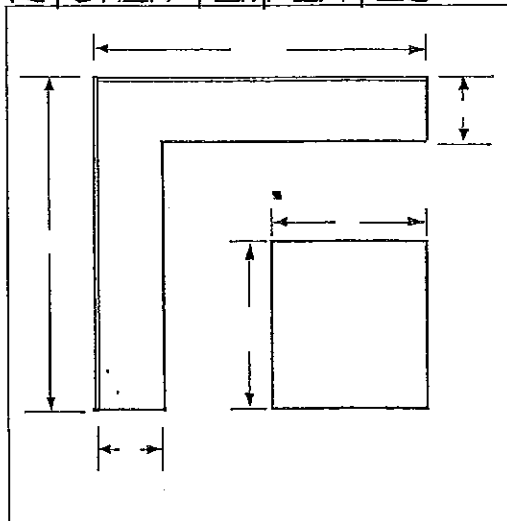


EASY INSTRUCTIONS

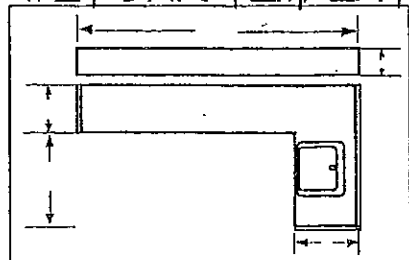
1. Fill in the PROJECT LAYOUT/INFORMATION SHEET.
2. Look over examples for ideas and similarities to your project.
3. Draw out your project or use our templates.
4. Fill in the measurements on the drawing.
5. Indicate your edge detail selection. 3/4" square polish standard or optional 1/2" choices.
6. Show location of edge detail on drawing using the symbol ⊗
7. Indicate your stone selection or select "Builders Program".
8. Show location of sink and cooktop cutouts on your drawing. (Sinks are estimated as undercounter mount)
9. Select backsplash height 4" standard or 18" optional full height. Backsplash estimated at 4" between lower & upper counters when applicable.
10. Show backsplash location on your drawing using a double line.
11. List any questions that you have or other information that you desire on the information sheet.
12. Fax the sheet to Master Marble at (602) 267-0391.

KITCHEN TEMPLATES

* Ask about our "Hearts of Stone" donation/tax credit program.



WET BAR TEMPLATES



VANITY

